



State of Technology

A Report for the Board of Trustees

North Orange County Community College District

February 23, 2010



Agenda

1. Organization & Resources

2. Systems & Services

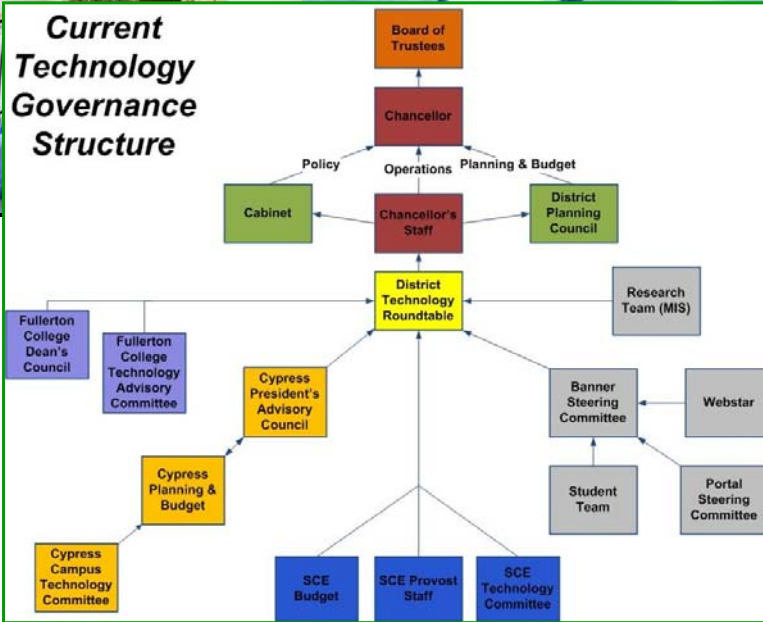
3. Future Vision

4. Questions



Organization

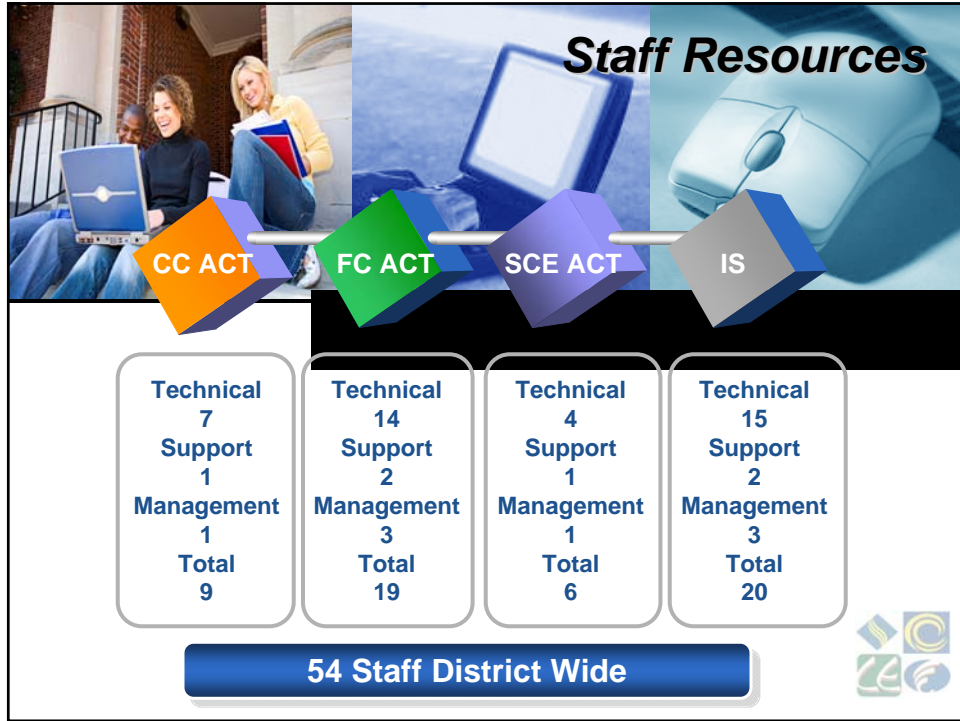
Current Technology Governance Structure



Organization

District Technology Roundtable






Budget Resources

| Unrestricted General Fund | 2008-09 | 2007-08 | 2006-07 |
|---------------------------|------------------|------------------|------------------|
| CC ACT | 1,255,892 | 1,294,219 | 1,109,172 |
| FC ACT | 2,402,012 | 2,254,767 | 2,206,060 |
| SCE ACT | 715,871 | 629,462 | 514,702 |
| District IS | 3,283,529 | 3,340,580 | 2,976,925 |
| Other Dept | 121,924 | 165,747 | 367,166 |
| Total | 7,779,228 | 7,684,772 | 7,174,025 |


Approximately 3.6% of the Total District Budget



Systems & Services

| | Cypress | Fullerton | SCE | IS | Districtwide |
|-----------------------------|---------------------------|---------------------------|---------------------------|---------------------------|----------------------------|
| Staff | 9 | 19 | 6 | 20 | 54 |
| PC's Supported | 1619 | 2200 | 930 | 128 | 4877 |
| Predominant PC Platform | Windows | Windows | Windows | Windows | Windows |
| PC Replacement Plan | Yes | No | No | No | No |
| Servers | 24 Physical 45 Virtual | 42 Physical 39 Virtual | 15 Physical 12 Virtual | 17 Physical 37 Virtual | 98 Physical 133 Virtual |
| Predominant Server Platform | Linux | Microsoft | None | Unix | Linux |


Average age of Computers across the district is 4+ years old



Classroom Systems


| | Cypress | Fullerton | SCE | IS | Total |
|--------------------------|---------|-----------|------|------|-------|
| Labs | 2 | 3 | 19 | | 24 |
| Computer Classrooms | 7 | 29 | 10 | 1 | 47 |
| Inst. Station Classrooms | 132 | 143 | 49 | | 324 |
| Smartboard Classrooms | 3 | | 28 | 1 | 32 |
| Total Classrooms | 271 | 200 | 87 | 2 | 560 |
| % Tech Ready | 53% | 86% | 100% | 100% | 72% |

72% of classrooms are technology ready; most are 4+ yrs old



Systems & Services

| | Cypress | Fullerton | SCE | District |
|--------------------|---------------------|-----------------------------|------------------------|----------------------|
| Website | cypresscollege.edu | fullcoll.edu | sce.edu | nocccd.edu |
| Portal | | myfc.fullcoll.edu | | mygateway.nocccd.edu |
| Email | Novell Groupwise | Microsoft Exchange | IPSwitch iMailT | Novell Groupwise |
| Student Email | | Microsoft Exchange | | |
| Phone | Avaya PBX | Cisco VoIP | Avaya PBX & Cisco VoIP | Avaya PBX |
| Distance Ed System | Hosted Blackboard 8 | Blackboard Campus Edition 8 | Moodle | |



Future Vision

Continued Collaboration

Ongoing Projects

Future Directions

- ✓ Security Audit
- ✓ Infrastructure Standards
- ✓ Shared Maintenance & Software Agreements
- ✓ CCC Apply
- ✓ E-Transcript California
- ✓ Library System
- ✓ Event Management
- ✓ CENIC Connection
- ✓ Phone Service

- ✓ Wireless
- ✓ Virtualization Standards
- ✓ Integrated Imaging
- ✓ IT Governance
- ✓ District-wide Virtualized Desktop Standards
- ✓ Security Standards
- ✓ Voice Notification
- ✓ Statewide Efforts
- ✓ Account Provisioning

- ✓ District-wide Technology Plan
- ✓ E-Textbook Pilot
- ✓ One-card System
- ✓ Shopping Cart
- ✓ Unified Communications
- ✓ Cloud Computing
- ✓ Co-Location Facility
- ✓ E-Portfolios
- ✓ myGateway Single Sign-on



